


W730C ROAD WIDENER



ONE TOUGH HANDLING.

When it comes to placing the right amount of material at the correct grade and slope in one pass, whether on a shoulder or elsewhere, the best equipment for the job is a Weiler road widener.




MATERIAL DELIVERY.

A 3.5 yd³ (2.6 m³) hopper means fewer truck exchanges during the workday. The 30" (762 mm) wide belt and 800 fpm (242 mpm) belt speed provides quick placement of materials to either side of the machine. The hydraulically adjustable dump hopper accommodates varying trucks.



PRECISE STRIKE-OFF

25" (635 mm) tall strike-off tools widen from 1' (.3 m) to 14' (4.2 m) and are capable of placing material up to 12" (305 mm) above and below grade. Multiple tool sizes plus hydraulically adjustable tools ensure precise strike-off and can be set to exact grade and slope specifications.




RELIABLE POWERTRAIN.

The W730C has the power to push. A Cat® C4.4 Tier 4F/Stage V engine with 174 hp (129 kW) powers the 4-wheel drive, 4-wheel steer widener. Hydrostatic drive with 2-speed motor and 2-speed transmission delivers 350 fpm (106 mpm) working speed and 12 mph (19 km/hr) transport speed.



VISIBILITY AND CONTROL.

All controls are located on a single panel within easy reach of the operator. Sliding control console enhances operator ease of use, enabling both left and right side access to all machine controls. The operator is located back from the dump hopper and toward the outer edge of the machine for increased visibility.



FAST SERVICE.

Self cleaning pulleys minimize material build-up and large doors enable easy access to engine and machine components. Built-in tool storage locations provide home spots for all components needed on the job. Caterpillar dealer service and support keep your machine up and running with limited down time.



W730C SPECIFICATIONS

WEIGHT	34,160 lb	15 495 kg	HOPPER CAPACITY	3.5 yd ³	2.6 m ³	ENGINE	Cat® C4.4 Tier 4F Stage V	
OPT. REAR WEIGHT	3,500 lb	1588 kg	CONVEYOR LENGTH	10'/12'	3/3.6 m	MAX WORKING SPEED	350 fpm	106 mpm
LENGTH	26'	7925 mm	CONVEYOR WIDTH	30"	762 mm	TRANSPORT SPEED	12 mph	19 km/hr
WIDTH	10'	3048 mm	CONVEYOR SHIFT	6"	152 mm	FUEL CAPACITY	61 gal	231 L
HEIGHT	7' 8"	2336 mm	BELT SPEED	800 fpm	242 mpm	HYDRAULIC CAPACITY	51 gal	193 L
WHEELBASE	180"	4572 mm	TURNING RADIUS	14'	4.3 m	DEF CAPACITY	5 gal	19 L

POWERTRAIN

Cat® C4.4 Tier 4F/Stage V Engine, 174 hp (129 kW)

4-wheel hydrostatic drive

2-speed motor

2-speed transmission

350 fpm (106 mpm) max working speed

12 mph (19 km/hr) transport speed

Differential lock on front axle

4-wheel steering standard w/ crab and coordinated steering

14' (4.3 m) standard turning radius

Fail safe parking brake

385/65R x 22.5, 16 ply fluid-filled tires

OPERATING ENVIRONMENT

Tool free sliding control console

Access to all machine controls from console

Seats located to the outside of machine

Wrap around safety rails and kick plates

USB port

Easy storage of tools for transport

MATERIAL DELIVERY

3.5 yd³ (2.6 m³) hopper capacity

9' 4" (2844 mm) dump hopper opening

Hydraulically operated dump hopper lip

Front hopper hydraulically raises/lowers 14" (355 mm)

10' (3 m) long, 30" (762 mm) wide friction-driven conveyor

6" (152 mm) conveyor shift in either direction

Optional 12' (3.6 m) long conveyor with 10" (254 mm) shift

Left or right material discharge

800 fpm (242 mpm) belt speed

Hydraulically adjustable push roller

SALES AND SERVICE

Sold and serviced through Caterpillar dealers worldwide.

TOOLING

1' (0.3 m) to 14' (4.3 m) widening width

12" (305 mm) above and 12" (305 mm) below grade

25" (635 mm) tall strike-off tools

2' (.6 m), 3' (.9 m), 6' (1.8 m) and 2' - 3' (.6 - .9 m) standard tool

1' (.3 m) and 3'-5' (.9 m - 1.5 m) adjustable tool option

2' (.6 m) crowning tool option

Standard tool tray

SERVICE/MAINTENANCE

Multiple engine access doors

Easily accessible battery compartment

Self cleaning pulleys minimize material build-up

Braided electrical harnesses and sealed connections

OPTIONAL EQUIPMENT

Truck hitch

Enclosed cab with heat and A/C

Foot pedal conveyor control

LED strobe light

10' (3 m) or 12' (3.6 m) broom

Spray down system

Work lights

Remote strike-off control

3,500 lb (1588 kg) counterweight

DC blade lights

Hydraulic 12 kW generator

12' (3.6 m) conveyor with 10" (254 mm) shift

Grade and slope prep

Opposite side hydraulics

1' (.3 m), 2' (.6 m), 3' (.9 m), 6' (1.8 m) strike-off tools

2' - 3' (.6 - .9 m), 3' - 5' (.9 - 1.5 m) telescoping strike-off tool

Hinge section

2' (.6 m) crowning attachment

Hydraulic push beam extension

WARRANTY

12 months standard. Extended warranty available.