


E1650A REMIXING TRANSFER VEHICLE



NON-STOP, NON-CONTACT PAVING.

With 18 tons (16.3 mt) of onboard storage, triple pitch remix augers and 600 tph (544 mtph) discharge capacity, the E1650A keeps the paving train moving while reducing particulate and thermal segregation for smooth, long lasting roads.



MATCH PAVING OUTPUT.

The variable speed elevator and conveyors allow the E1650A to match plant output while reducing wear. By setting chain speed to match production, the number of revolutions of the chain are reduced and larger packets of mix are carried with each slat, reducing material segregation.




NARROW TIRE WIDTH.

The 8' 6" (2.6 m) width from outside of tire to outside of tire of the E1650A provides room to work for the ground operator. The narrower width, along with 17' (5.2 m) inside turning radius, provides excellent maneuverability on narrow roads.




MATERIAL MANAGEMENT.

The storage hopper management system features a sonic sensor that measures the material in the storage hopper. The paver hopper management system automatically controls the speed of discharge conveyor and storage elevator to maintain a consistent level of material while the distance to paver radar maintains distance between the E1650A and paver.



COMPLETE CONTROL.

The 24" (610 mm) shifting operating platform with ergonomic controls is located at the front of the machine for exceptional visibility and comfort. The operator station shifts side-to-side and features a high-back, heated suspension seat that rotates 357°.



DESIGNED AROUND CLEANOUT.

Full-width, hydraulic drop down floors along with four clam-shell doors for ground level access to the storage hopper and remix augers provide unmatched access for daily cleanout and weekly inspections. With the addition of the optional internal spray down system for chains and sprockets, the E1650A is designed to simplify the critical daily clean-out process.



E1650A SPECIFICATIONS

WEIGHT	67,200 lb	30 481 kg	HORSEPOWER	250 hp	186 kW	FUEL TANK CAPACITY	110 gal	416 L
STORAGE CAPACITY	18 tons	16.3 mt	TRANSPORT SPEED (MAX)	9 mph	14.5 km/hr	HYDRAULIC TANK CAPACITY	80 gal	303 L
TRANSPORT HEIGHT	11' 5"	3480 mm	WORKING SPEED	202 fpm	61 mpm	TURNING RADIUS	17'	5.2 m
TRANSPORT LENGTH	54' 1"	16 485 mm	CONVEYOR CAPACITY	600 tph	544 mtph	TIRES	High Flotation 18"-25" 28 ply	
TRANSPORT WIDTH	9' 10"	2997 mm	CONVEYOR SLAT WIDTH	36"	914 mm	GROUND DRIVE	4 Wheel Hydrostatic w/ 3 Speeds	
WORKING HEIGHT	15'	4572 mm	ELEVATOR CAPACITY	1,000 tph	907 mtph			
ENGINE	Cat® C7.1 Tier 4F/Stage V		ELEVATOR SLAT WIDTH	56"	1,422 mm			

POWERTRAIN

- Cat® C7.1 Tier 4F/Stage V Engine with 250 hp (186 kW)
- 4-wheel drive
- Shift-on-the-fly 3-speed hydrostatic drive
- 202 fpm (61 mpm) working speed
- 9 mph (14.5 km/hr) transport speed
- 4-wheel steering standard w/ 17' (5.2 m) turning radius
- Rear steer with crab and coordinating steering and auto center

OPERATING ENVIRONMENT

- 24" (610 mm) sliding operator platform located at front of machine
- High-back, heated suspension seat w/ 357° rotation
- Dual side dump hopper control stations
- Rear control station for cleanout and hopper insert placement
- 10" (254 mm) color, touch-screen display
- Optional fume extraction system
- Lighted machine egress
- Optional storage hopper management system
- Optional paver hopper insert management system
- Optional distance to paver control
- Optional conveyor auto centering
- Optional camera system w/ 4 cameras and color display

MATERIAL DELIVERY

- 18 tons (16.3 mt) storage hopper capacity
- 1,000 tph (907 mtph) elevator capacity
- 600 tph (544 mtph) storage and discharge conveyor capacity
- Variable speed elevator and conveyors
- Dump-Assist hydraulic moving floor
- Auto dump hopper cycle
- Heavy-duty, cast dump hopper augers
- Triple-pitch, cast remix augers
- High torque, direct-drive motors
- 55° max conveyor swing in either direction
- Windrow head attachment option

SALES AND SERVICE

Sold and serviced through Caterpillar dealers worldwide.

CLEANOUT

- Full-width, hydraulic cleanout doors on elevator/conveyors
- Full-width dump hopper cleanout door
- Four clam shell doors for storage hopper access
- Optional internal spray down system

SERVICE/MAINTENANCE

- Hydraulic conveyor chain tensioner option
- Chromium carbide wear plate below conveyor foot shaft
- Separated foot shaft bearings
- Large engine access doors
- Ground level fueling
- Braided electrical harnesses and sealed connections
- Color-coded electrical wires
- Optional auto greaser system

OPTIONAL EQUIPMENT

- Truck hitch
- Windrow head
- Conveyor auto chain tensioner
- AR400 1/4" (6.35 mm) storage hopper liner
- Canopy
- Chromium carbide floor plates
- Separate 60 gal (227 L) tank for tire spray system
- Chain and sprocket internal spray down system
- Tire spray system
- LED work lights (2 head, 6 work, 2 ground and 4 corner strobes)
- LED blade lights
- Truck signal lights
- 12kW generator
- Fume extraction
- Storage hopper level indicator
- Paver hopper management with distance to paver
- Auto center conveyor system
- Camera system w/color display
- Automatic greaser
- 13 (11.8 mt) or 17 ton (15.4 mt) bolt insulated hopper insert

WARRANTY

12 months standard. Extended warranty available.